

# Mecmesin

testing to perfection

## **Vortex-i** Computer-controlled Testing System Torque Testing Solutions



# Vortex-i

Mecmesin, one of the worlds leading designers and manufacturers of force and torque analysis systems presents the Vortex-i; a motorised and computer-controlled torque measurement system. Across the globe and throughout many industries the Vortex-i enables:

- **Manufacturers** to guarantee quality production
- **Designers** to optimise product functionality and minimise material usage
- **Quality professionals** to ensure consistent conformance with all relevant industry standards



Custom-made mandrel and driver

## One System, Limitless Possibilities

Whether you are a packaging manufacturer wishing to assess the bridge torque of a tamper-evident closure, or an automotive controls designer looking to perfect the 'feel' of a rotary switch, the Vortex-i can offer an intelligent and user-friendly solution to simulating a real life torque application.

### Adjustable transducer carriage

allows for upward movement of the sensor when torque is applied.

**Adjustable crosshead** to accommodate specimens up to 350 mm in height.

### Computer control of all test parameters

for incomparable repeatability. Driven by Emperor™, Mecmesin's powerful yet user-friendly Windows® software. Easily programmable to run to torque, angle, time or break, and features an array of powerful advanced functions (see overleaf). Connects directly to a USB port.

consistency  
simplicity  
versatility



Rotary switch testing



# intelligent command functions



Keyless chuck with Stelvin cap

**Top-loading capability** to apply fixed loads during torque testing, particularly suitable for child-resistant closure testing.

**Twin-column test frame** with a precision drive and real-time controller (RTC) electronics for accurate data acquisition and machine control. Motorised clockwise or anticlockwise torque application at constant velocity guarantees testing reproducibility. Up to 10 N.m torque may be applied at speeds of 0.1 - 20 rev/min.

**Versatile mounting tables** adjustable to accommodate a variety of forms (sold separately). Custom-designed fixtures available on request.

**Solid build quality**, manufactured under a controlled environment to conform to all relevant European health, safety and environmental protection legislation and carries a CE mark. Hardwearing and splash-resistant housing ideally suited to both factory & laboratory conditions.

**Emergency stop** button for safety and compliance.

**LED power indication.** Fused mains power inlet at back with on/off rocker switch.

**Torque direction selection** (or drive motor control when in manual override mode).



# The Power of Emperor™

Emperor™ software has been specifically designed to work with the Vortex-*i* test frame for ultimate test performance. It combines ease-of-use with powerful programming tools making it ideal for simple, routine analysis on the factory floor and sophisticated test routines in the laboratory.

The powerful yet user-friendly Emperor™ interface is suitable for both simple test frame control and reporting, and comprehensive programming and calculation commands, making it easy to create customised test programs to evaluate the rotary strength of components and products.

## Tests

- Break torque
- Slip torque
- Release torque
- Running torque
- Operating torque
- Shear torque

## Applications

- Electrical controls
- Medical devices
- Screw closures
- Automotive controls
- Aerospace controls
- Toys
- Packaging
- Industrial taps & valves
- Mobile phones
- Small screw fasteners



Console Mode

## Flexible – Choice of 2 Program Modes

### Console Testing Mode

The Console Testing Mode is designed for ease-of-use by operators on the production floor, ideal for repetitive, routine testing.

- **Easy-to-use with minimal training** - 'Simplicity itself' one button launches the test
- **Fast access to 5 favourite tests** - customised icons ensure instant test selection



Test screen

### Program Testing Mode


Using the Program Testing Mode, the true power of Emperor™ software becomes evident. This mode has an intuitive interface, which makes the whole test process easy to manage:

- Setting-up the test method
- Running the test
- Making a test report
- Storing & exporting data

With Emperor™ software's comprehensive programming and calculation commands, it becomes a simple task to create customised test programs to evaluate the mechanical strength of components, products and materials.



Toolbars simplify testing by helping operators navigate efficiently to key features.



## Creating a Program

Using Emperor™ you can create basic tests through to sophisticated cyclic, event-triggered and conditional programs

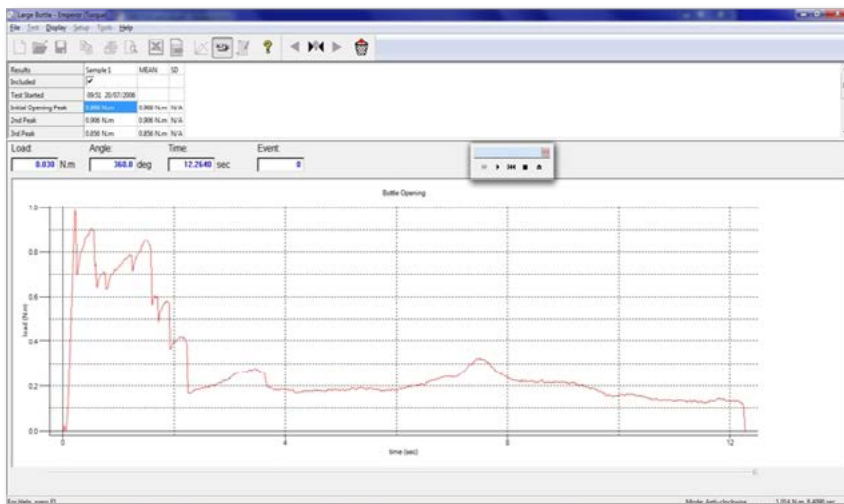
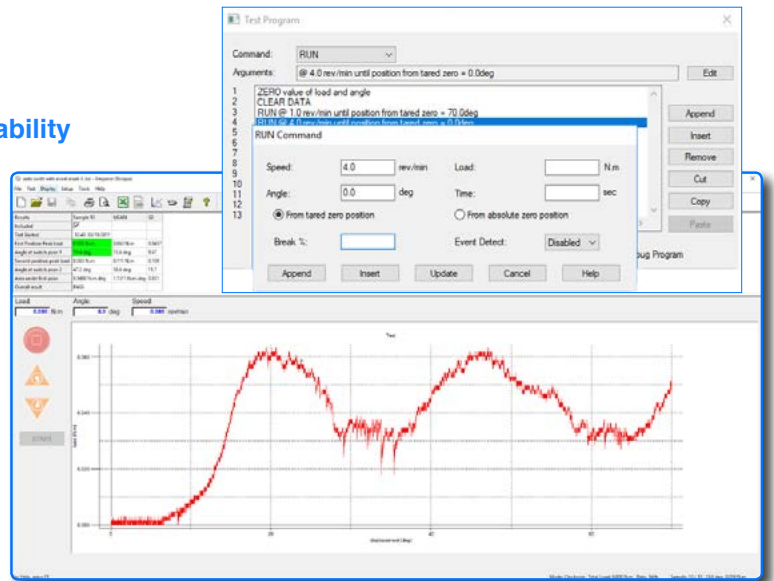
- **Design & tailor** your torque test to your **precise needs**
- **Intuitive, easy-to-learn** user interface
- **Create pass/fail criteria** for test samples

The test creation wizard is extremely user-friendly, with fully comprehensive commands to control the Helixa from test start to finish. Full parameters of measurement, including data acquisition rate and system behaviour, are set and saved with each test program.

## Performing a Test

- Select from a **library of test procedures**
- Samples & operators can be **tagged for traceability**
- Restricted levels of access between supervisor and operator **avoids accidental tampering with test programs**
- **Toolbars allow quick access** to commonly-used functions

Digital I/O ports can be used to start, pause or stop a sequence, enabling tests to be semi-automated. An external 'event input' is also available to detect the torque/angle at which an electrical connection is made or broken, particularly useful when testing rotary switches.



'Video' replay screen

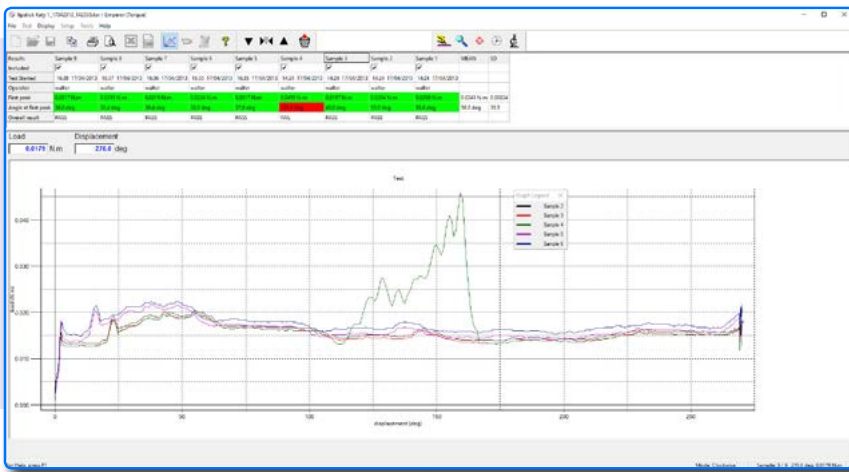
A 'video replay' facility is included. A toolbar allows the accumulation of test data to be re-displayed in real-time. 'Fast-forward' and 'return-to-start' buttons are provided. A timeline slider can be dragged to a suitable point, thus allowing critical parts of a test to be replayed as many times as necessary.

## Data Analysis


Examine measurement data by using a wide range of calculations within Emperor™ to report test results. Detect and evaluate sample characteristics and compare against tolerance criteria for acceptability.

- Extensive range of **user-definable calculations**
- **Easy-to-read, comprehensive** display of test results with **colour-coded Pass/Fail notification**
- **Real-time graphs** with overlays in multiple colours and legends
- Simple print function provides an **instant record**
- **Video replay facility** to help identify critical points. Ideal for post-test analysis of product and component testing

Samples can be viewed and analysed individually or as a batch. For more sophisticated R&D analysis new calculations can be added to identify material characteristics.



Traces of five Lipstick samples: one shows a test failure

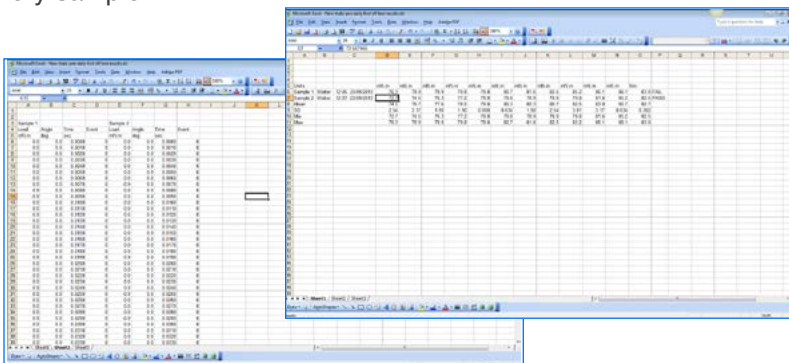


## Reports & Exporting

- **Automatic export of data** to Microsoft Excel® and SPC packages
- **Select standard reports** or **create your own** customised templates
- Use 'Print PDF' icon to **create quick PDF report**
- **Collect data at 1000 times per second** for detailed records and results with every sample

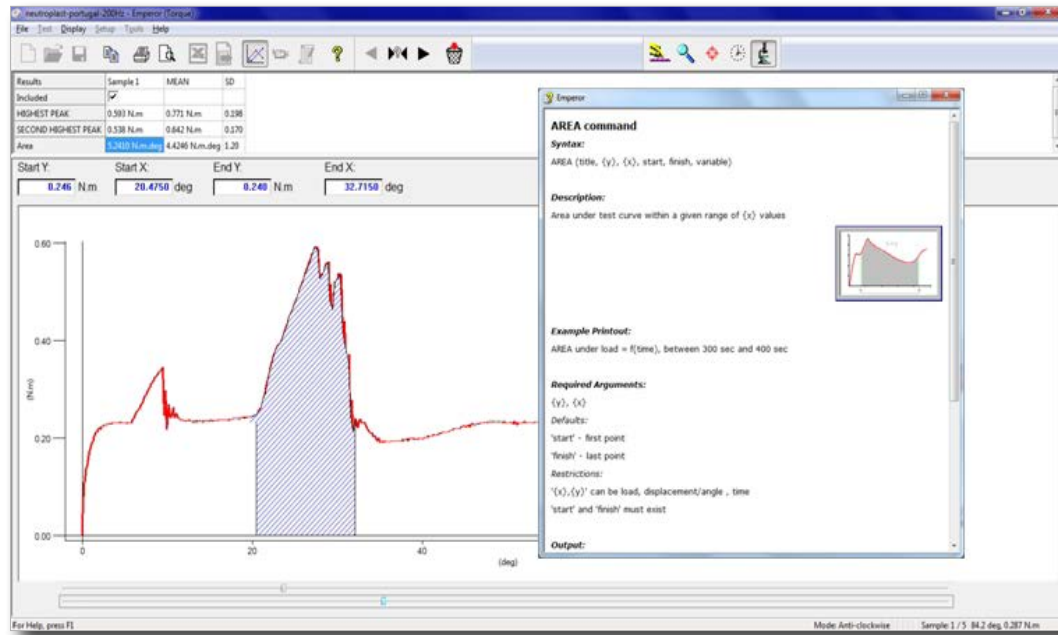
Insert your company logo in every report

Customise reports with image of test sample



## Ease-of-use

Emperor™ software is easy and intuitive to use. However, if required, there is a comprehensive Help system built into all aspects of the software and this is never more than a few clicks away. Once the Help system is opened, information can be found using a comprehensive index, a table of contents, text search facility and a glossary of terms.



Review and 'fine-tune' calculations screen (+ Help facility)

The software sets new standards for flexibility and user-friendliness. For example, a comprehensive de-bugging facility enables messages, variables and graphs to be viewed on a real-time or step-by-step basis, so that the test process can be easily refined. Emperor™ also has an electronic notes function to enable test identification, user ID, batch, date and time information to be recorded.

## Custom Engineering

If you are unable to hold an awkwardly shaped specimen in the standard mounting tables, our experienced in-house engineering team would be happy to work with you to design a custom-engineered solution.

**Please call +44 (0) 1403 799979 for more information, or contact your local Mecmesin representative.**



Customised cork mandrels



Car indicator test rig



Clamp for dental abrasive disks



Bleach bottle test fixture

# Specifications

<b>Vortex-i</b>		<b>0.3 N.m</b>	<b>1.5 N.m</b>	<b>3 N.m</b>	<b>6 N.m</b>	<b>10 N.m</b>
Measurement range	N.m kgf.cm lbf.in	0 - 0.3 0 - 3 0 - 2.7	0 - 1.5 0 - 15 0 - 13	0 - 3.0 0 - 30 0 - 26	0 - 6 0 - 60 0 - 52	0 - 10 0 - 100 0 - 90
<b>DIMENSIONS</b>						
Maximum travel of adjustable transducer carriage	182 mm (7.2")					
Maximum headroom	505 mm (19.9") [448 mm (17.6")]*					
Width between columns	280 mm (11.02")					
Weight	19.5 kg (43 lb)					
Capacity of lower mounting table	10 - 190 mm (0.39 - 7.5")					
Capacity of upper mounting table	10 - 78 mm (0.39 - 3.07")					
Maximum power requirements	100 W					
Voltage	230 V AC 50 Hz or 110 V AC 60 Hz					
<b>LOAD MEASUREMENT</b>						
Loadcell capacities	0.3, 1.5, 3, 6 and 10 N.m capabilities					
Load accuracy	±0.5% of full scale					
Load resolution	1:6500					
Load units	mN.m, N.cm, N.m, kgf.cm, gf.cm, ozf.in, lbf.ft, lbf.in					
<b>SPEED</b>						
Speed	0.1 - 20 rev/min (clockwise or anticlockwise)					
Speed accuracy	±1% of indicated speed					
Speed resolution	±0.1 rev/min					
<b>DISPLACEMENT</b>						
Maximum displacement	2440 revs					
Displacement accuracy	0.2° per 36,000°					
Displacement resolution	0.001 revs (±0.2°)					
<b>SOFTWARE</b>						
Digital display of load/angle/speed	Yes					
Communication with test stand	Via RS232 port or USB port (converter supplied)					
Computer requirements	100 Mb available HD, CD-ROM plus available RS232 port/USB port					
Operating system (OS)	Compatible OS installed as listed; Windows® 2000, XP, Vista, 7, 8 & 10					
Sampling rate	Selectable from 1000 Hz, 500 Hz, 100 Hz, 50 Hz and 10 Hz					
Secondary input	Event Input (switch), Digital control I/O Ports					
Data output	RS232 Port (direct or via USB/Network converter in ASCII format) ASCII file (Export to spreadsheet, SPC package etc...)					


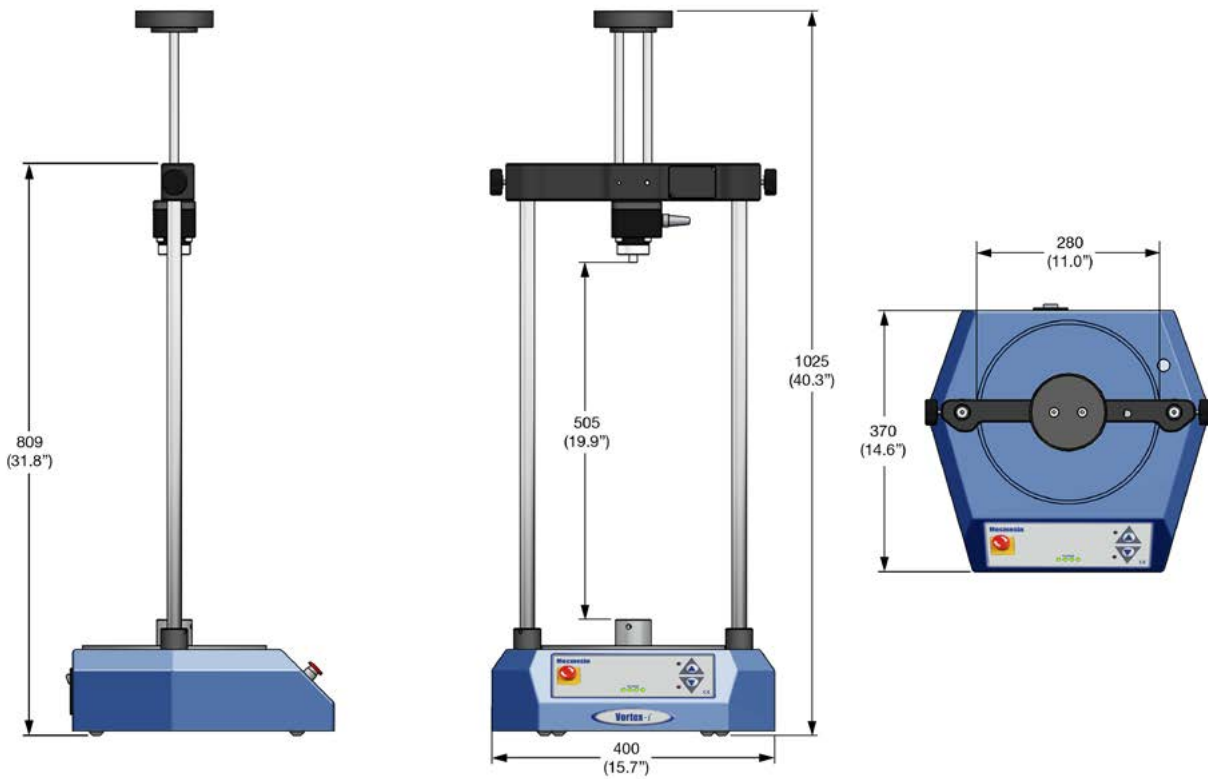
\* with upper and lower mounting tables fitted.

<b>Common Specifications</b>		<b>Options</b>
Operating temperature	10 - 35°C (50 - 95°F)	Safety guard
Humidity range	Normal industry and laboratory conditions	<i>available upon request</i>
Compensation for system movement	Yes	
Loadholding	Yes	
Graphical representation	Yes	
Output of test results to PC/Printer/Datalogger	Yes - includes auto-export to Microsoft™ Excel and via USB/Network Ports or Wireless Network	
	RS232 via USB/Network converter in ASCII format	
Communication with PLC/Digital Control Interface	Yes - via programmable digital ports	
	6 Inputs + 6 Outputs	

Mecmesin reserves the right to alter equipment specifications without prior notice.  
E&OE



# Dimensions



Crosshead and transducer carriage

## Torque Capacity Options

The Vortex-*i* crosshead assembly is supplied fitted with one of five loadcells, each with a different maximum torque capacity. This enables you to choose a system that best suits the nature of your torque application. Our comprehensive range covers highly sensitive, low-range torque applications up to more robust mid-range torque assessments. Choose a crosshead assembly fitted with either a 0.3 N.m, 3 N.m, 1.5 N.m, 6 N.m or 10 N.m capacity load cell on ordering.

## Mounting Tables

Supplied as an optional extra, the Mecnecin Upper and Lower Mounting Tables offer highly versatile sample fixtures, fully adjustable to accommodate a variety of forms.



Upper mounting table (not for use with sensors below 6 N.m capacity)




Lower mounting table with saddle plate

# Applications

Major companies worldwide rely upon the Vortex-*i* to establish and comply to stringent in-house test standards.

Some typical applications include:


- Medical devices
- Screw closures
- Tamper-evident & child-resistant closures
- Electrical controls
- Automotive controls
- Aerospace controls
- Industrial taps and valves
- Toys
- Mobile phone 'flip'
- Watch bezels



Rotary switch test



Insulin pen test



Child resistant closure



Watch bezel test




Automotive control test

Mecmesin's range of testing equipment has been successfully used in a number of different industry sectors including:



automotive & aerospace



electrical & electronic



medical & veterinary



consumer packaging



cosmetics & personal care



product safety



fabric & textiles

For further information and case studies regarding applications or products please visit our website:

[www.mecmesin.com](http://www.mecmesin.com) or call: +44 (0) 1403 799979

## Testimonials

“The Vortex-*i* system has enabled us to eliminate the variability of results experienced with our previous manually-operated testing systems, allowing accurate and consistent testing of the performance of our drug delivery systems to our stringent in-house standards.”

**Stephen Byrne**  
BD Medical - Pharmaceutical Systems

“The success of the introduction of screw cap closures in the wine industry can be attributed to the successful application of the closure itself. In order to determine a good application you require reliable, accurate and consistent testing equipment. The Mecmesin closure torque testers have fulfilled all the criteria and have given us great confidence in our application of the screw cap closures.”

**Dean Zeunert, R&D Technical Manager**  
Orlando Wyndham Group, producers of Jacob's Creek wine in the Barossa Valley

## Calibration, Service & Repair

Offering a prompt service, our calibration, service & repair centre is able to deal with all your force & torque testing equipment and gauges from Mecmesin and other manufacturers. All gauges and loadcells are supplied with calibration certificates traceable to UK National Standards to meet ISO requirements.



## Support Services

- Comprehensive network of international distributors
- Calibration & service centre
- On-site installation and training
- Application Support
- 24 month warranty
- Website support
- Accessories

# Mecmesin

testing to perfection

## Mecmesin - a world leader in affordable force and torque testing solutions

Since 1977, Mecmesin has assisted thousands of companies achieve enhanced quality control in design and production. The Mecmesin brand represents excellence in accuracy, build, service, and value. In production centres and research labs worldwide, designers, engineers, operators, and quality managers endorse Mecmesin force and torque testing systems for their high performance across countless applications.

[www.mecmesin.com](http://www.mecmesin.com)



Algeria	Hungary	Philippines
Argentina	India	Poland
Australia	Indonesia	Portugal
Austria	Iran	Romania
Bangladesh	Ireland	Russia
Belgium	Israel	Saudi Arabia
Brazil	Italy	Serbia
Bulgaria	Japan	Singapore
Cambodia	Korea	Slovakia
Canada	Kosovo	Slovenia
Chile	Laos	South Africa
China	Latvia	Spain
Colombia	Lebanon	Sri Lanka
Costa Rica	Lithuania	Sweden
Croatia	Macedonia	Switzerland
Czech Republic	Malaysia	Syria
Denmark	Mexico	Taiwan
Ecuador	Morocco	Thailand
Egypt	Myanmar	Tunisia
Estonia	Netherlands	Turkey
Finland	New Zealand	UK
France	Norway	Uruguay
Germany	Paraguay	USA
Greece	Peru	Vietnam

The Mecmesin global distribution network guarantees your testing solution is rapidly delivered and efficiently serviced, wherever you are.



FS 58553

DISTRIBUTOR STAMP

### Head Office - UK Mecmesin Limited

w: [www.mecmesin.com](http://www.mecmesin.com)  
e: [sales@mecmesin.com](mailto:sales@mecmesin.com)

### North America Mecmesin Corporation

w: [www.mecmesincorp.com](http://www.mecmesincorp.com)  
e: [info@mecmesincorp.com](mailto:info@mecmesincorp.com)

### France Mecmesin France

w: [www.mecmesin.fr](http://www.mecmesin.fr)  
e: [contact@mecmesin.fr](mailto:contact@mecmesin.fr)

### Asia Mecmesin Asia Co. Ltd

w: [www.mecmesinasia.com](http://www.mecmesinasia.com)  
e: [sales@mecmesinasia.com](mailto:sales@mecmesinasia.com)

### Germany Mecmesin GmbH

w: [www.mecmesin.de](http://www.mecmesin.de)  
e: [info@mecmesin.de](mailto:info@mecmesin.de)

### China Mecmesin (Shanghai) Pte Ltd

w: [www.mecmesin.cn](http://www.mecmesin.cn)  
e: [sales@mecmesin.cn](mailto:sales@mecmesin.cn)